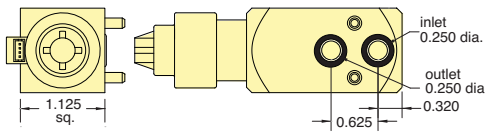
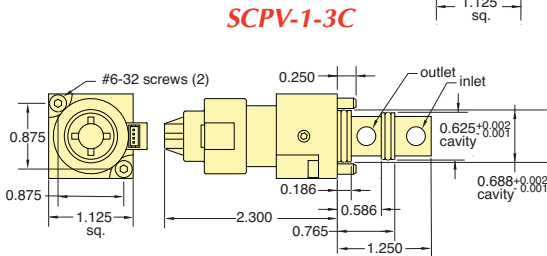
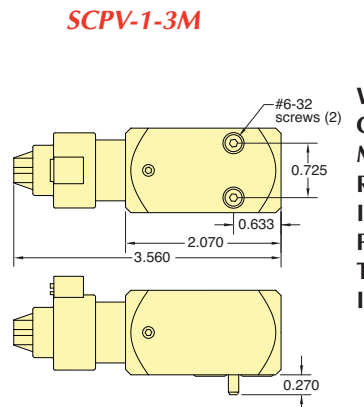
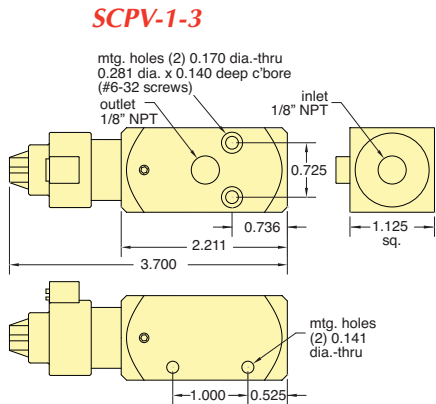




EXPANDED! 2-WAY STEPPER-CONTROLLED PROPORTIONAL VALVES

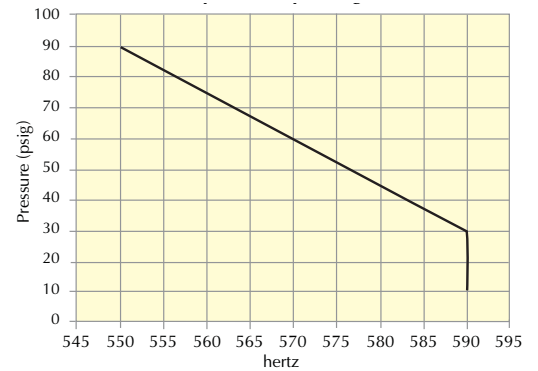


For helpful information and video, visit www.clippard.com/scpv

Linear Actuator Characteristics

Wiring:	Bipolar
Current/Phase:	385 mA
Motor Voltage:	5 VDC
Resistance/Phase:	13 ohms
Inductance/Phase:	8.08 mH
Power Consumption:	3.85 Watts
Temperature Rise:	135°F
Insulation Resistance:	20M ohms

Maximum Step Pulse Frequency vs. Operating Pressure

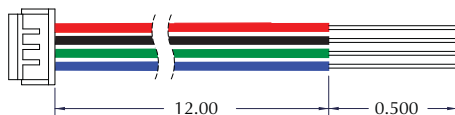


Control Data

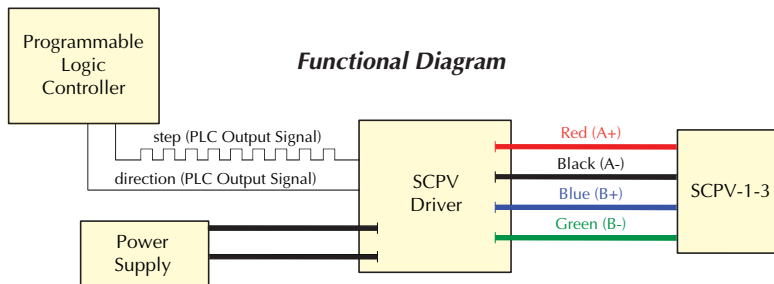
A **Bipolar Chopper Drive** (not included) is a power-efficient method of using current to drive a stepping motor to obtain high stepping rates. The chopper gets its name from the technique of rapidly turning the output voltage on and off (chopping) to control motor current.

Stepper motors require some external electrical components in order to operate. These components typically include a power supply, logic sequencer switching components, and a clock pulse source to determine the step rate. Many commercially available drives have integrated these components into a complete package. See www.clippard.com/scpv for more information.

Wiring Harness (included)



Pin	Color	Pin	Color
1	Red (A+)	3	Green (B-)
2	Black (A-)	4	Blue (B+)



Potential Applications

- Medical/Analytical/Industrial Gas Mixing
- Anesthesia Equipment
- Precision Flow Control
- Cuff/Bladder Pressure Control
- Process Flow Control
- Variable Speed Control
- Automation of Needle Valve

